


Writing Pathway Curriculum Level 1




I am learning to write.




I can write my name with a capital letter at the start and lower-case letters for the rest.




I can think of an idea.




I can talk about my idea.



I can draw a picture plan about my idea.



I know where to start my writing.



I can write from left to right to the end of the line.



I can read my sentence.

Ideas and planning

Writing process

Editing, sharing and presenting



I am learning to write a sentence.



ideas and planning



I can talk about my idea with a buddy.



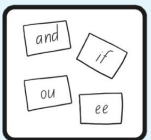
I can draw a picture plan about my idea.



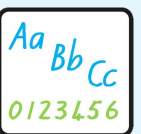
I can say a sentence to write about my plan.




I can remember what I am writing.



I can copy some words from the word card and word wall.



I can form some of my letters and numbers correctly (upper-case and lower-case).



I can write the first sound I hear when I am writing a new word.



I can leave spaces between words.



I can use a full stop at the end of my sentence.


Editing, sharing and presenting




I can read my sentence to my teacher or a friend to check it makes sense.



I can share my writing for others to read.



I am learning to write two or three sentences.




Ideas and planning



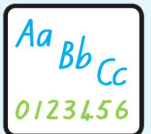
I can think and talk about an idea to write about.



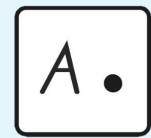
I can plan my idea with a quick 2 or 3 picture plan.



I can choose words to make my writing more interesting to the reader.



I can form most of my letters and numbers correctly (upper-case and lower-case).



I can use a capital letter at the start and a full stop at the end of my sentence.



I can stretch out words and write the sounds that I hear.



I can write some tricky words by myself.



I can underline words I am unsure of.



I can read my story out loud to check that it makes sense.




I can listen to feedback and fix up punctuation or spelling.




I can share my writing for others to read.

Writing process

Editing, sharing and presenting




I am learning to write two or three sentences.



Ideas and planning



I can plan my idea with a quick 2 or 3 picture plan.



I can write down some key words I want to use.



I can use different ways to start my sentences e.g. I am, Here is, We are going.



I can form all my letters and numbers correctly (upper-case and lower-case).



I can add details to my writing.



I can use my thoughts, feelings and ideas to make my story more interesting.



I can use a joining word to join two ideas e.g. and, because, but.




I can use word endings e.g. takes, walked, going.

Editing, sharing and presenting



I can listen to feedback and make changes by adding or taking away details.



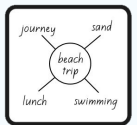
I am learning to make my writing longer and more interesting.



Ideas and planning




I can think about my ideas and talk about them with a buddy.



I can draw or write a plan to organise my ideas and add some keywords.

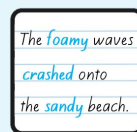
Writing process



I can write sentences to match my plan.



I am beginning to group my ideas.



I can use interesting words (nouns, verbs, adjectives).



I am beginning to join two ideas in a sentence using different conjunctions e.g. and, but, or, because.



I can write sentences correctly starting with a capital letter and ending with a full-stop.



I can try a new word by writing the sounds in the correct order.

Editing, sharing and presenting



I can underline words I am unsure of.



I can re-read my writing to myself or a buddy and check it makes sense.




I can share my writing for others to read.



I am learning to make my writing longer and more interesting.



Ideas and planning

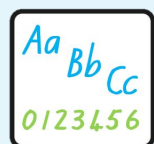


I can organise my writing correctly for my purpose.



I can use interesting words (nouns, verbs, adjectives).

Writing process



I can form all my letters and numbers correctly and easily with more speed.




I can use some different punctuation e.g. question marks and exclamation marks to end my sentences.



I can write some tricky words by myself.

Editing, sharing and presenting



I can correct some of the words myself.



I can proofread my text and fix up punctuation or spelling.



I can listen to feedback and change my writing to make it more clear and interesting for the reader.



Writing Learning Pathways using the Literacy Progressions Blockhouse Bay Primary School

Developed collaboratively by the teachers of Blockhouse Bay Primary

School 2016-2017

Designed by Melody Casse - Images courtesy of @terdpongvector at
<https://www.freepik.com>

